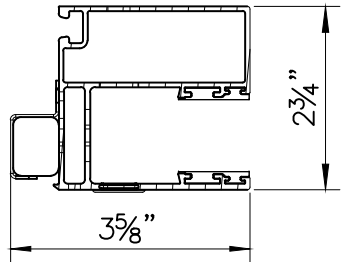


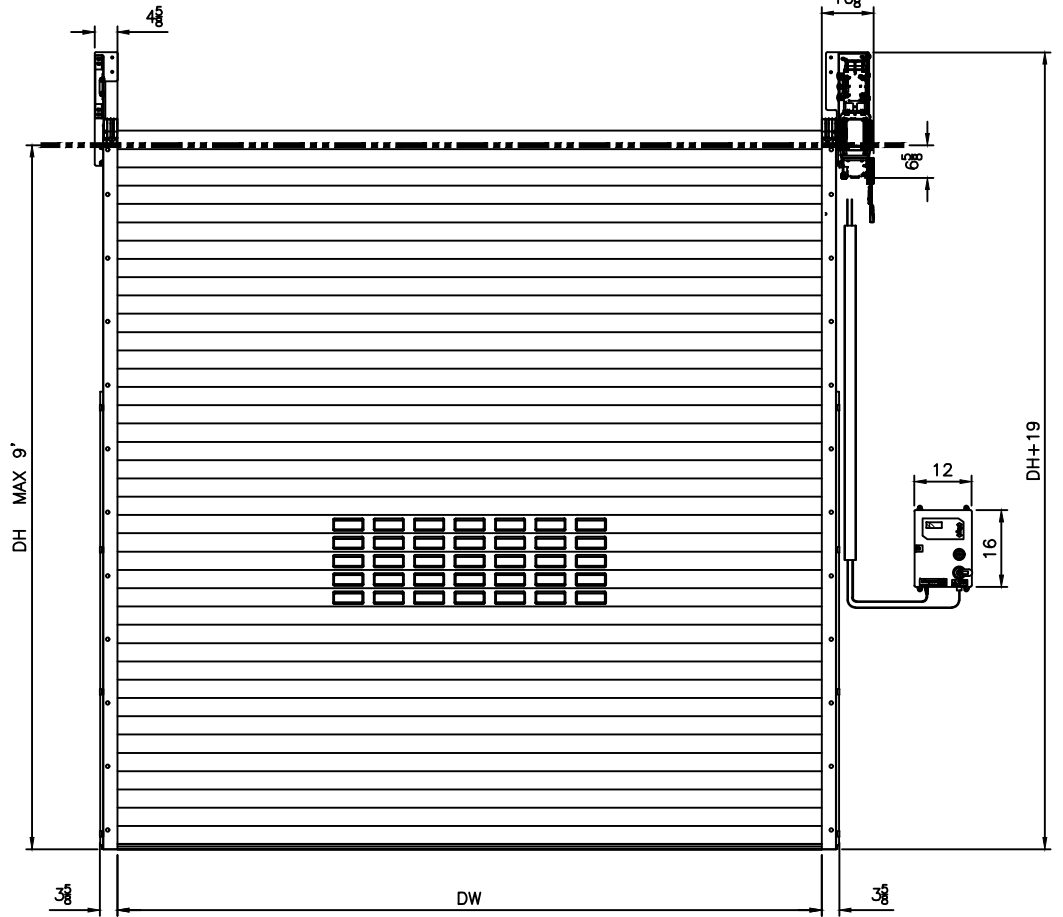
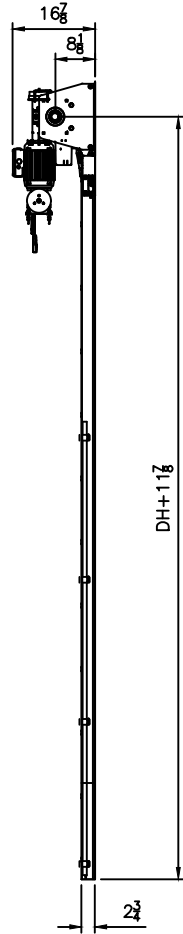
MODEL: STEEL RANGER 9000 WITH HOOD
 CUSTOMER: -
 ADDRESS: -
 CITY & STATE: -
 JOB: -
 LOCATION: -
 COMPANY: -

SIZE: DW=- DH=-
 MOTOR LOCATION: RIGHT LEFT
 CONTROL BOX LOCATION: RIGHT LEFT
 CONTROL BOX TYPE: 3PHASE
 VOLTAGE: 200-240V 360-480V

WINDOWS: QTY. OF SLATS STARTING AT
 OPTIONS:
 1 BUTTON PUSH STATION -
 INDUCTION LOOP SYSTEM -
 RADAR MOTION SENSOR -
 NOTES:



TRACK DETAIL



MATERIAL
 -

ALL DIMENSIONS ARE IN INCHES.
 * NECESSARY SPACE REQUIREMENT FOR MAINTENANCE.
 CONTROL BOX PROJECTION IS 6 INCHES.
 DRAWING SHOWN RIGHT HAND, LEFT HAND OPPOSITE.

WE RESERVE THE RIGHT TO CHANGE SPECIFICATIONS WITHOUT NOTICE

REV.	DESCRIPTION	DATE	ECN	BY
-	-	-	-	-
-	-	-	-	-
-	-	-	-	-
-	-	-	-	-
-	-	-	-	-
-	-	-	-	-
-	-	-	-	-
-	-	-	-	-
-	-	-	-	-

HORMANN
 117 STARPOINTE BOULEVARD
 BURGETTSTOWN, PA 15021-9506
 PH: +1 (800) 365-3667 FAX: 724.385.9151
 www.hormann.us

TITLE: STEEL RANGER 9000 LHR

MODEL:	-	PART #:	-
DRAWING #:	-	PAPER SIZE:	ANSI "B"
PAGE:	1 OF 1	SCALE:	1:1
QTY:	-	ENGINEER:	-
		DRAWN:	XX/XX/XXXX