



# HDC-DD High Cycle Door

**DIRECT DRIVE SPRINGLESS**

TNR® combines rugged durability with high performance drive systems. Rubber roll-up doors are built for demanding industrial and commercial applications for:

**HARSH ENVIRONMENTS**

dirt, dust, rain, snow, temperature

**HIGH TRAFFIC**

and continual process flow demands

**DOOR IMPACT CONCERNS**

moving lift trucks, heavy equipment

**HIGH WINDLOAD & PRESSURE DIFFERENTIAL**

caused by exterior wind & positive pressure work environments



***Tough 'n' Ready  
For Your Challenging  
Environments***

# HDC-DD: High Cycle Door—Direct Drive Springless

## HDC: High Cycle Door—Chain Drive Springless

**Applications:** Manufacturing, food processing, automotive, bus transit stations, parking garages, postal distribution, airports and railways.

### High performance, high speed, high impact doors for your challenging environments.

Process and Maintenance Engineers recognize the value of proven indestructibility, and endurance combined with high speed performance.

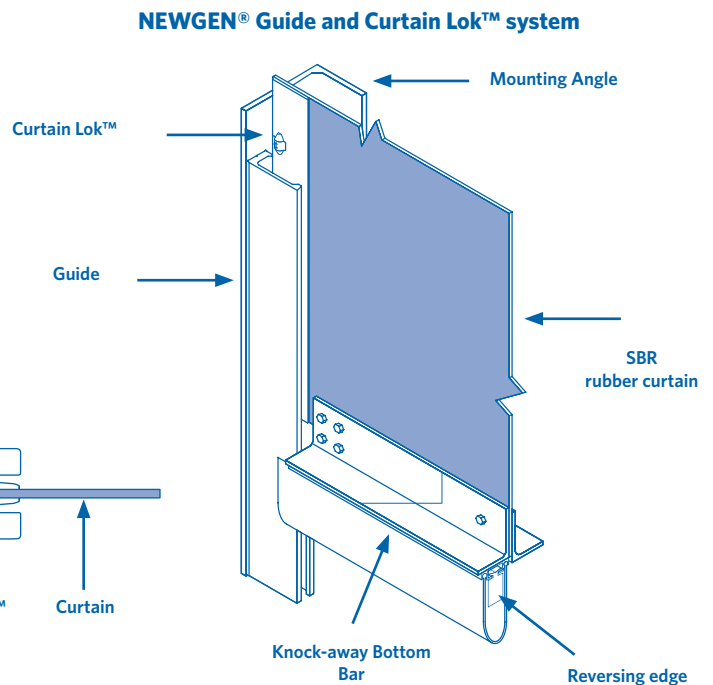
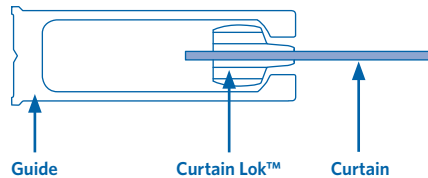
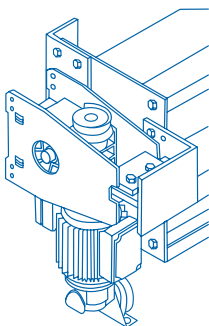
#### TNR® Mechanical Features

- 1/4" Black SBR rubber with polyester core weave. Flexible and resistant to abusive environments and impacts in temperatures from -40°F to 180°F.
- Patented NEWGEN® guide and Curtain Lok™ system. Reliable and consistent door operation with impact release performance. No guide gap maintenance required.
- Withstands impact. After an impact, the door is up and running in minutes.
- Knock-away double angle steel bottom bar with rubber loop and reversing edge.
- Sleek profile with easy installation, reduced clearances & minimal maintenance.
- No hinges, cables, pulleys, or tension springs.
- Self-supporting steel frame.
- Door sizes from 8' x 8' up to 20' x 20' and 25' x 15'
- Guide mounted thru-beam photoelectric sensor.
- Options: colours, windows, hoods, traveling windbar, and MSHA-rated self-extinguishing curtains.

#### TNR® Drive Features

- High Efficiency Helical Gear Head (HG) Operator (HDC)
- Heavy Duty Gear Head Direct Drive Operator (HDC-DD)
- Options: access controls and specialty functions.

#### Heavy Duty Direct Drive Operator



Standard Features	HDC	HDC-DD
Open/Close Speed—Inches per second (up to)	30/20	48/30
Direct Drive—Heavy Duty Worm Gear Head Operator		●
Chain Drive—Helical Gear Head Operator—For reduced side room	●	
Type of curtain—1/4" Black SBR rubber with polyester core weave	●	●
Reversing edge—Pressure sensitive wireless edge	●	●
Control panel—Multi-function capacity PLC with inverter drive for soft start/soft stop operation	●	●
Integrated control board—Provides advanced on-site programming capability		●
Activation—Remotes, pull cords, loop detectors	●	●
Self Supporting Steel Frame—Steel Mounting Angle	●	●
Warranty—Limited lifetime on curtain and NEWGEN Guide. Five years or 1,000,000 cycles on operators with frequency drive. Two years on parts and workmanship.	●	●